

# Travel information for the 20<sup>th</sup> ABC Symposium 2023

Last updated: 2023. 10. 4

## 1. Places around the hotel within walking distance



### Starfield COEX Mall

An underground shopping mall with 300 shops and restaurants

<https://travel-stained.com/starfield-coex-mall-things-to-do/>

### Hyundai Department Store (Trade Center Branch)

A department store. Store hours: 10:30 AM – 8 PM

<https://www.ehyundai.com/DP/lang/en/DP000002.do?branchCd=B00122000>

### Bongeunsa Temple (奉恩寺)

A Buddhist temple

<https://www.theseoulguide.com/bongeunsa-temple/>

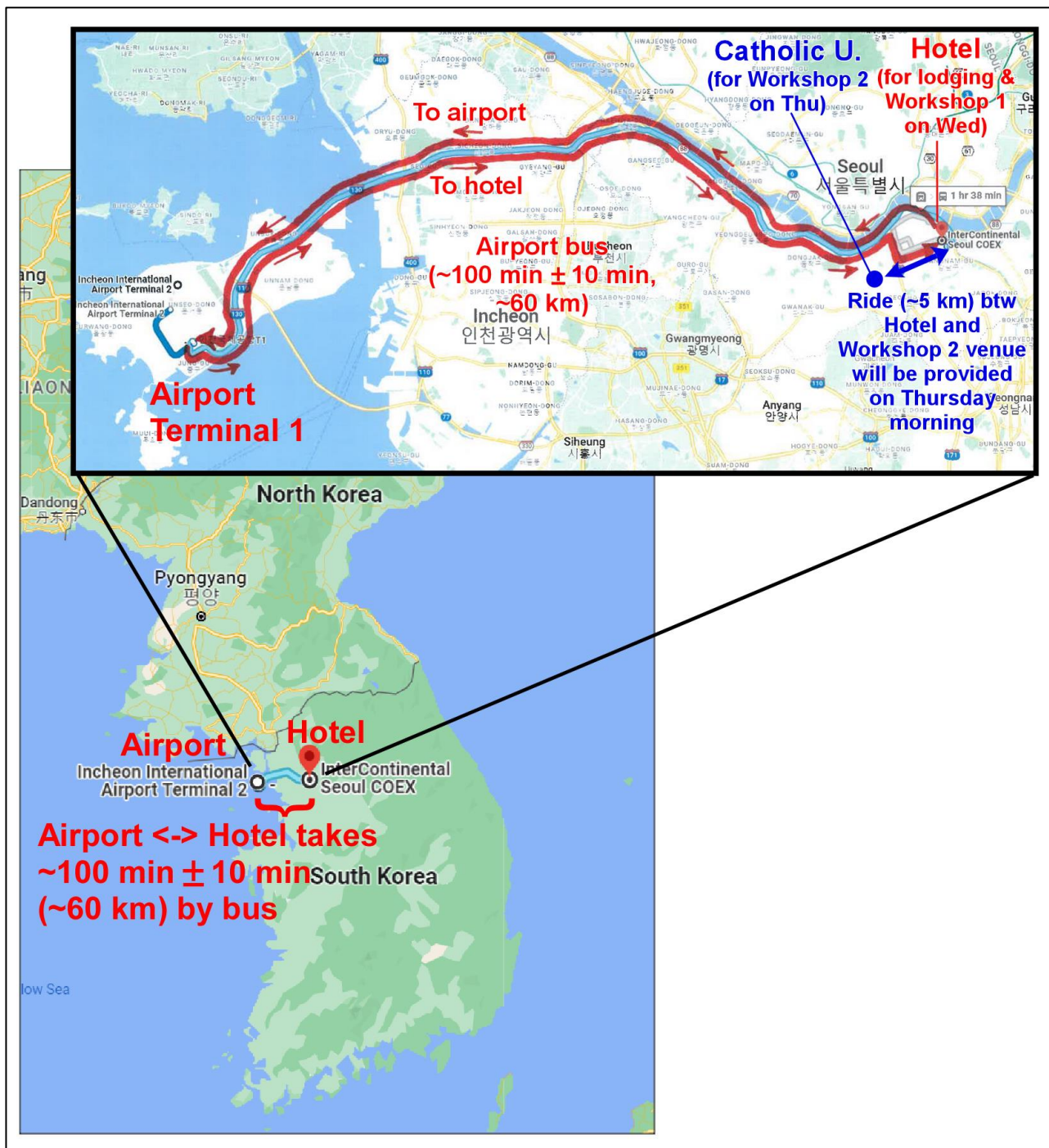
### Statue of Gangnam Style

A statue for PSY's 2012 song Gangnam Style

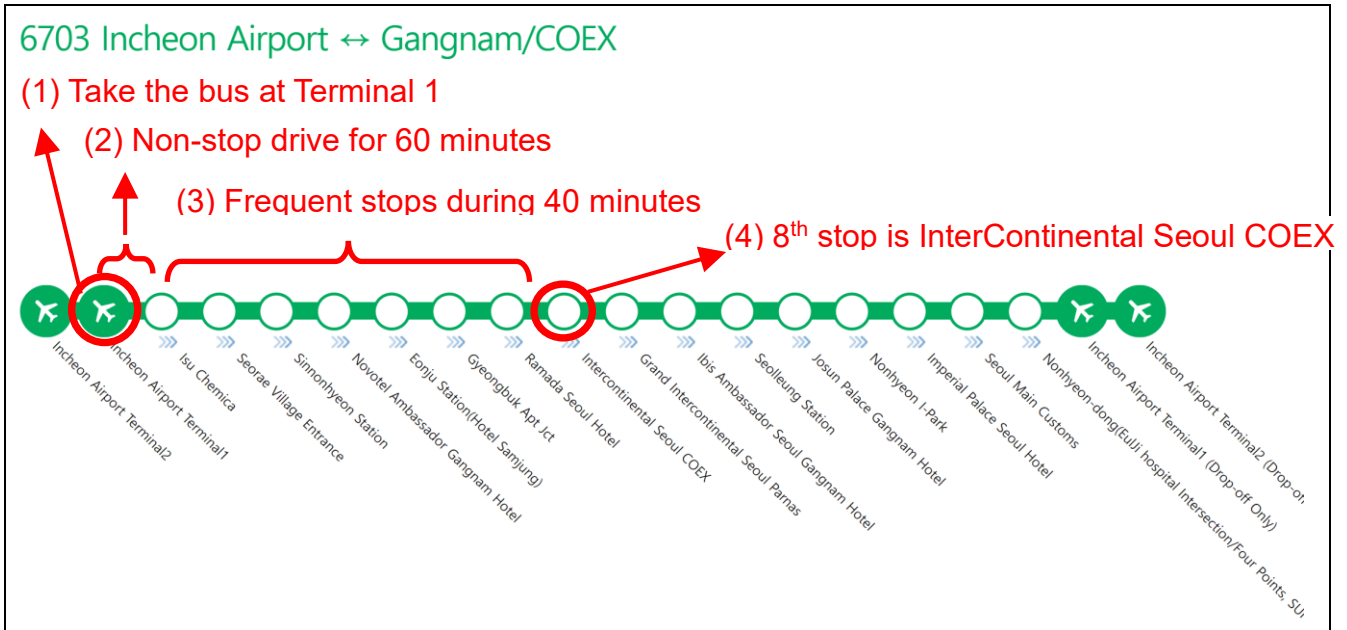
## 2. Transportation between Incheon Airport and hotel

### 2.1. Overview and general information

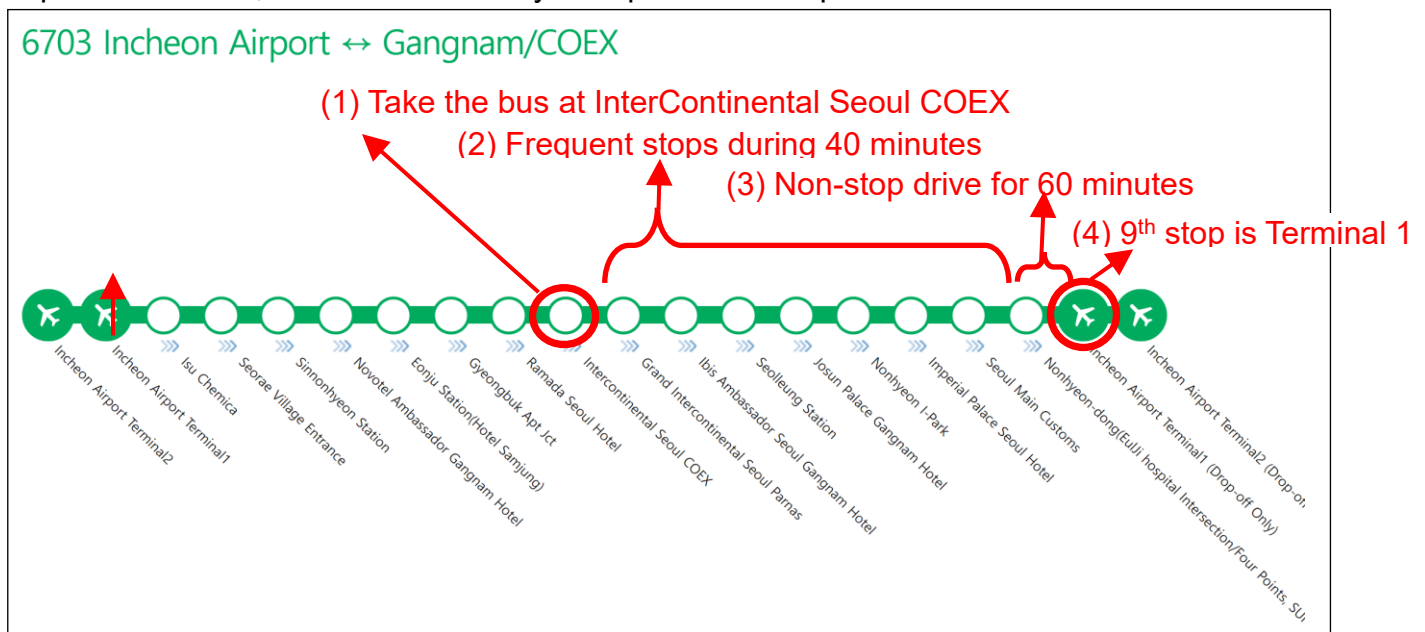
The airport limousine bus is the most convenient means of transportation because you would not need to make any transfer and it stops right at the InterContinental Seoul COEX. The bus fare is 18,000 Korean Won (~ 14 USD / 11 GBP / 100 CNY / 2,000 JPY). You can pay with either cash or credit card. It takes about 1 hour and 40 minutes. Since this is a bus that depends on traffic condition, allow about 10 minutes more or less. A single bus goes from the airport to the hotel and back to the airport in a continuous loop.



Here is the bus route of Incheon Airport Terminal 1 → InterContinental Seoul COEX.



Here is the bus route of InterContinental Seoul COEX → Incheon Airport Terminal 1. Although depicted in linear, the route is actually a loop between airport and Seoul.



FYI, the bus route above is available on-line:

- **English:** [https://www.klimousine.com/eng/line/station.php?Txt\\_bnumber=13](https://www.klimousine.com/eng/line/station.php?Txt_bnumber=13)
- **Chinese:** [https://www.klimousine.com/chi/line/station.php?Txt\\_bnumber=13](https://www.klimousine.com/chi/line/station.php?Txt_bnumber=13)
- **Japanese:** [https://www.klimousine.com/jap/line/station.php?Txt\\_bnumber=13](https://www.klimousine.com/jap/line/station.php?Txt_bnumber=13)



## 2.2. Incheon Airport Terminal 1 → InterContinental Seoul COEX

### Step 1. Purchase the bus ticket in advance

Upon arrival, go toward **Exit 4**. On the right side of Exit 4, there is a bus ticket counter.



Here is a close-up of the bus ticket counter.



Buy a ticket for **Bus number 6703**. To make it easy, just show the following image to the ticket counter. The bus fare is 18,000 Korean Won (~ 14 USD / 11 GBP / 100 CNY / 2,000 JPY). You can pay with either cash or credit card.

Bus 6703	InterContinental Seoul COEX
버스 6703	인터컨티넨탈 서울 코엑스

## Step 2. Find your bus stop and wait for the bus

Go out through **Exit 4**.



At the outside, there are many bus stops, each with its number. Your bus stop (3B-2) is on your left.





Here is a close-up of your bus stop 3B-2.




### Step 3. Get on the bus

Buses that depart from the airport are pretty much punctual. So your bus will arrive to the bus stop at the departure time printed on your ticket. Here is how your bus looks like.




The bus driver will open up a luggage compartment. Store your luggage there.



Show your ticket to the driver, get on the bus, and take your seat.

#### Step 4. Ride about 100 minutes and get off at InterContinental Seoul COEX

After Terminal 1, the bus will run non-stop for 60 minutes. Then, in Seoul, the bus will make many frequent stops. Your stop, which is InterContinental Seoul COEX, will be the **8th stop**. At each stop, **announcement will be made in English, Chinese, and Japanese**, so don't worry. When you get off, the hotel is right behind the trees. Your bus stop looks like.





## 2.3. InterContinental Seoul COEX → Incheon Airport Terminal 1

### Step 1. Wait for the bus

Taking the bus back to the airport is a bit different from taking the bus at the airport as follows:

- You do not purchase a bus ticket in advance from a ticket counter. **Instead, you just purchase the ticket from the driver right on the spot.**
- Although there is a schedule for bus stops, **the times are not as punctual as in the airport**, due to traffic condition.

The bus stop that you will use is **the same stop that you got off when coming from the airport**. In other words, you don't cross the street because a single bus goes from the airport to the hotel and back to the airport in a continuous loop. Your bus stop looks like this.



운행시간표 Time table	
4:25	12:05
5:05	12:50
5:45	13:25
6:25	13:55
7:10	14:35
7:50	15:10
8:40	15:55
9:20	16:35
10:05	17:20
10:50	17:55
11:30	18:35

At the left side of the stop post, there is a schedule for bus stops. Intervals between each stop are 35 – 45 minutes. Allow some flexibility in times.

Also, you can check the real time location of your bus on your smartphone with this QR code.





## **Step 2. Get on the bus and pay the driver**

When the bus 6703 arrives, pay to the driver the same bus fare of 18,000 Korean Won (~ 14 USD / 11 GBP / 100 CNY / 2,000 JPY), with either cash or credit card. Store your luggage in the luggage compartment and take a seat.

## **Step 3. Ride about 100 minutes and get off at Terminal 1**

After you got on, the bus will make many frequent stops (a total of 8) in Seoul during the next 40 minutes. After that, the bus will take a riverside road and thereafter the bus will run non-stop for 60 minutes. The first stop after the non-stop 60 minute drive is Terminal 1. Be sure not to miss this stop, because the next stop Terminal 2, is quite far (15 minutes away).